

THE HOME BUYING PROCESS



Kevin Walker

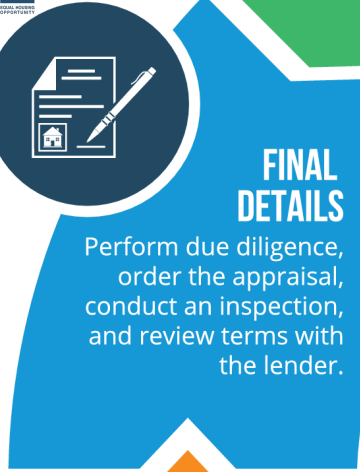
Realtor (R); Registered Nurse (RN)
Homes of Idaho

Cell 208-697-7230
nursekevin@homesofidaho.com
nursekevinhomes.com
TN 72 B 51438201



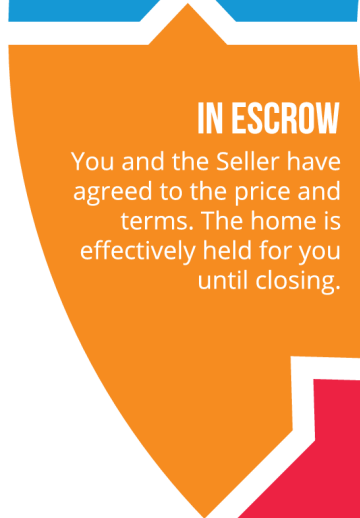
PREPARING FOR CLOSING

You will be finalizing your loan, reviewing documents, and discussing the findings from the inspection. Your agent will be managing this entire process for you.



FINAL DETAILS

Perform due diligence, order the appraisal, conduct an inspection, and review terms with the lender.



IN ESCROW

You and the Seller have agreed to the price and terms. The home is effectively held for you until closing.

THE CONTRACT

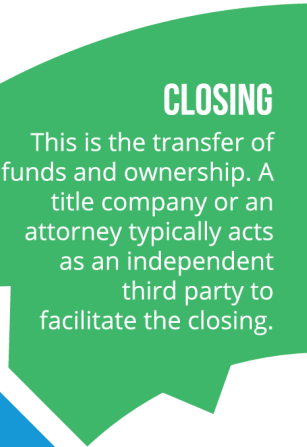
In most cases the contract provides you with a timeline to obtain financing, as well as time to inspect the physical condition of the home.

Your real estate professional will inform you of all your rights and responsibilities related to the contract.



NEGOTIATION AND CONTRACT

It may take a few tries to get it just right, but hang in there. You're on your way!



CLOSING

This is the transfer of funds and ownership. A title company or an attorney typically acts as an independent third party to facilitate the closing.



CONGRATULATIONS!

YOU ARE A NEW HOME OWNER!



MEET WITH A REAL ESTATE PROFESSIONAL

Discuss the type of home you're looking for, including style, price, and location.




SEARCH FOR HOMES

The fun part! Your agent will schedule showings and help you find the perfect home.



GET PRE-APPROVED

You will need pay stubs, W2s, and bank statements. Knowing what you can afford is critical to a successful home shopping experience.



THE BUYER'S ADVANTAGE

As the home buyer, your agent's commission is paid by the seller of the home in almost all circumstances. This means your representation costs you nothing!



ADVANCED SEARCH

Not all real estate websites are the same. Your real estate professional has tools and systems to ensure you see every available home that meets your criteria.